



ACT Instrumental Music Program

Junior Concert Band

Audition Requirements for Flute

2025 for 2026

Thank you for your interest in auditioning for the ACT IMP Junior Concert Band for 2026.

Your audition will be conducted via a dedicated Google Classroom. You will receive a link to this Google Classroom by email **after Monday 20 October 2025**. It is important that you join this Classroom as soon as possible.

Your audition will consist of two parts.

1. Pre-Recorded Video

- Make a video recording of yourself performing the **set pieces only** (no scales or other rudiments).
- Submit your video recording via the assignment function on Google Classroom by 11:59pm Sunday 2 November 2025. Your video will remain private so that only the auditioner and other IMP staff can view it.
- Submit **only one video** and include all three pieces in the order in which they are presented on the page. You may do the pieces in separate takes if you want, but we would prefer only one video if possible, please.
- Position the camera so that your **body, face and entire instrument are visible**.
- Title your video with your name, instrument and ensemble name: *Jane Smith JCB Tuba* and begin the video with a spoken introduction containing the same information: *My name is Jane Smith and I am auditioning for JCB on Tuba*.
- If you are experiencing difficulty submitting your video by the deadline, please email imp.admin@ed.act.edu.au so that we can support you. Failure to submit a video by the deadline may cause IMP staff to conclude that you are withdrawing your application.

2. Live Online Session

- **You will receive an email with a date and time for your live online audition.** Please note this email will not arrive until after the close of applications on Monday 20 October. Go to the Google Classroom (same one in which you will have submitted your video) and attend the Google Meet at the specified date and time. Use your computer clock and join at the **exact time** given in the email. Please do not enter early as you will be likely to interrupt the audition of the student before you. You will be able to see how many people are in the Meet, and you should enter when there is just one person (the auditioner) showing.
- Ensure that you have warmed up before your allocated audition time and are seated/standing in a suitable space that is safe and free of distractions. Have your camera on and your mic off until requested to turn it on. Check that the **noise cancellation setting has been disabled**; use the three dots at the bottom of the screen to access this function.
- Be prepared to perform any of the scales on the technical requirements sheet. You will not be asked to perform them all, but you need to be prepared to perform any that you are asked.
- You will also be asked to sight-read a brief piece that you will not have seen before. The sight-reading will be shared via the Google Classroom at the time of your audition and will not be available beforehand.
- All Google Meets will be recorded for safety reasons.

If you or your parents/carers have concerns about privacy in either part of this audition, we encourage you to change your background or use a filter.

You will hear from us with a final result via email **by Thursday 4 December 2025**.

Technical Requirements

Range:



Please be prepared to perform any of the scales on this page, preferably by memory, using any of the following articulation:

- all slurred
- all tongued
- 2 slurred, 2 tongued

Minimum Tempo

♩ = 100

one note per beat

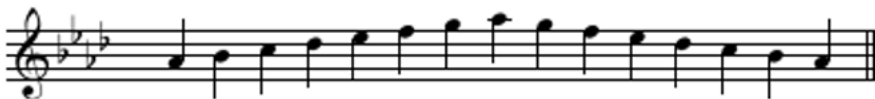
E♭ Major - 2 Octaves



G Major - 2 Octaves



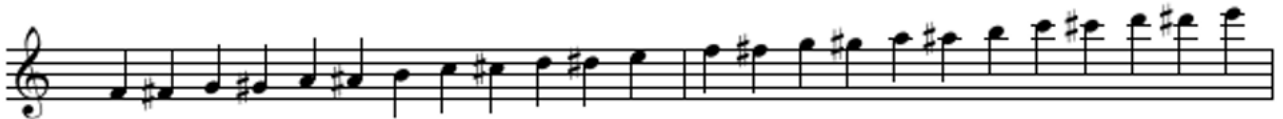
A♭ Major - 1 Octave



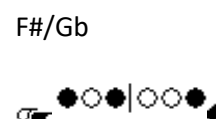
D Harmonic Minor - 2 Octaves



F Chromatic - 2 Octaves



(New) Fingerings



Set Pieces

Please prepare the following **three etudes** to video record and submit as per audition instructions. You do not need to perform them from memory. For multi-bar rests (if there are any), just take one bar. You should take brief breaks between the etudes. Pay attention to style and tempo markings and try to perform with musicality. You may write on this sheet if you would like.

Etude #1 Molto Legato Adagio

McAllister

Musical notation for Etude #1, measures 1-16. The piece is in 4/4 time with a key signature of two flats. It begins with a mezzo-forte (*mf*) dynamic. Measures 1-8 show a melodic line with slurs and accents. Measure 9 is a multi-measure rest. Measures 10-16 continue the melodic line with dynamics ranging from mezzo-piano (*mp*) to mezzo-forte (*mf*), including a ritardando (*rit.*) in measure 15.

Etude #2 Marziale Allegretto

Musical notation for Etude #2, measures 17-24. The piece is in 4/4 time with a key signature of two flats. It begins with a forte (*f*) dynamic. Measures 17-24 feature a rhythmic pattern of eighth notes with slurs and accents.

Musical notation for Etude #2, measures 25-31. The piece continues with a mezzo-piano (*mp*) dynamic in measure 25, followed by a forte (*f*) dynamic in measure 29.

Etude #3 Triumphantly Allegro Maestoso

Musical notation for Etude #3, measures 32-36. The piece is in 4/4 time with a key signature of two flats. It begins with a forte (*f*) dynamic. Measures 32-36 feature a rhythmic pattern of eighth notes with slurs and accents.

Musical notation for Etude #3, measures 37-41. The piece continues with a mezzo-piano (*mp*) dynamic. Measures 37-41 feature a rhythmic pattern of eighth notes with slurs and accents.

Musical notation for Etude #3, measures 42-45. The piece continues with a mezzo-forte (*mf*) dynamic. Measures 42-45 feature a rhythmic pattern of eighth notes with slurs and accents.

Musical notation for Etude #3, measures 46-49. The piece continues with a forte (*f*) dynamic. Measures 46-49 feature a rhythmic pattern of eighth notes with slurs and accents.

Musical notation for Etude #3, measures 50-55. The piece concludes with a forte (*f*) dynamic. Measures 50-55 feature a rhythmic pattern of eighth notes with slurs and accents.